


 DANISH QUALITY

# BOBMAN<sup>®</sup>

MADE BY JYDELAND



**LIVESTOCK**  
EQUIPMENT





“

*Making it possible to  
maintain stalls to the  
highest degree!*

BOBMAN machines have been specifically created in order to promote a safer, healthier and comfortable environment for your livestock, therefore your cattle will be able to produce milk of the highest possible standard.

The BOBMAN livestock equipment make regular cleaning and maintenance work easy. The BOBMAN bedding dispenser and grooming machine brushes the lying area and spreads fresh bedding material in one pass. Regularly removing infectious bacteria whilst replenishing new bedding is vital for keeping cell counts low. Performing these two operations together will result in quality milk & increased volume all whilst reducing the time taken to clean out the cubicles and increasing farming efficiency.

BOBMAN machines remove urine, discharges, dirty bedding and milk secretions. The brilliance of the BOBMAN does not end there, as well as removing the above from your stalls to create a cleaner area; the old bedding is then replaced with new bedding to produce a dry area ready for your cattle.

With a wide range of models available, you're sure to find a suitable machine to meet all your needs - the BOBMAN bedding spreader is suitable for dairy farms of any size and will help to increase the general cleanliness of the living area for your cattle.





## SUPER

– a quick and effective bedding spreader

- ▶ Clean, sweep, bed & disinfect in 1 pass!
- ▶ Perfect for applying chopped straw, sawdust, wood shavings, waste paper, lime or disinfection powder
- ▶ Recommended for up to 150 cubicle spaces approximately
- ▶ Compact & maneuverable
- ▶ Fixed Hopper
- ▶ Easy to operate
- ▶ Disinfection powder dispenser option available
- ▶ BOBMAN Super is built with larger wheels than its predecessors
  - This feature provides higher ground clearance and advanced ability to overcome edges and rough surfaces in the barn.



## FRONTLOAD

– a compact & versatile bedding spreader

- ▶ Clean, sweep, bed & disinfect in 1 pass!
- ▶ Perfect for applying chopped straw, sawdust, wood shavings, waste paper, lime or disinfection powder
- ▶ Self-loading in a front hopper
- ▶ The ideal solution in medium to large herds
- ▶ Compact & versatile
- ▶ Disinfection powder dispenser option available







## SELFLOAD

– an efficient and time-saving self-loading bedding spreader for larger herds



- ▶ Perfect for larger herds 200 plus cubicles
- ▶ Perfect for applying chopped straw, sawdust, wood shavings, waste paper, lime or disinfection powder
- ▶ Hydraulic self-loading hopper
- ▶ 1 m³ hopper capacity
- ▶ Single Man operation
  - Clean, sweep, bed & disinfect in 1 pass
- ▶ Compact & easy to maneuver
- ▶ Fully hydraulic manure scraper & rotary brush
- ▶ Disinfection powder dispenser available
- ▶ Equipped with front work LED light to provide better visibility in the early mornings or late evenings

“

Since they started using this piece of equipment, Marcus notes improved efficiency.

Further, he observes cow comfort and milk quality improvements.

*“There are no abrasions on the cows’ feet and legs,” he adds.*

*“We noticed we had less mastitis shortly after we got it.”*

Source: Peggy Coffeen,  
‘Vogel Dairy demonstrates management is key with three bedding types’, Progressive Dairy, Published on 21 September 2019.







“  
Not just a product,  
but a solution!”



# PROMAX

– compact, powerful and easy to operate tool carrier

- ▶ Switch the tools in under a minute
- ▶ Easy to navigate through tight areas
- ▶ Complete the work from the operator’s seat and in one run!
- ▶ BOBMAN Promax is equipped with larger wheels than its predecessors. This feature provides higher ground clearance and advanced ability to overcome edges and rough surfaces in the barn.
- ▶ Equipped with front work LED light to provide better visibility in the early mornings or late evenings

## Implements & attachments

- ▶ Feedturner for pushing up & blending the feed
  - Improve feed efficiency and reduce labour costs
  - Reduce leftovers and feed selection
- ▶ Double brush for easy cleaning & sweeping of feeding area
- ▶ Manure scraper, side-brush & disinfection powder dispenser
  - The favorite choice of the dairy farmers using only lime or powder disinfectant.
  - Increases farming efficiency as it reduces the time taken to clean out the stalls or the milking cubicles of your livestock.





## MULTILOAD

– a multifunctional bedding spreader equipped with vertical auger and conveyor belt

- ▶ Hydraulic self-loading hopper option available
- ▶ 0,8 m³ hopper capacity
- ▶ The ideal solution in medium to large herds
- ▶ Can be used for applying different bedding materials
- ▶ Manure scraper available
- ▶ Can also be used as a mini mixing feeder



## POWERLEAD

– Perfect for applying separated manure solids




- ▶ Can be equipped with a hydraulic self-loading spreader-box
- ▶ The volume of the spreader-box is 1,1 m³
- ▶ The ideal solution for medium or larger herds
- ▶ Can be used to add different bedding materials
- ▶ Can be equipped with a manure scrapere
- ▶ Can be used as a small feeding-mixer





# ACCESSORY GUIDE

|  | PROMAX    | SUPER                       | FRONTLOAD         | MULTILOAD | SELFLOAD  | POWERLEAD |
|--|-----------|-----------------------------|-------------------|-----------|-----------|-----------|
| 1. HOPPEREXTENSION   | –         | 200-400 l<br>(0.2 – 0.4 m³) | 100 l<br>(0.1 m³) | –         | –         | –         |
| 2. MINI DISINFECTION DISPENSER<br>10 L / 15 KG   | Available | Available                   | Available         | –         | –         | Available |
| 3. MINI DISINFECTION DISPENSER EXTENSION<br>10 L / 15 KG                               | Available | –                           | –                 | –         | –         | Available |
| 4. DISINFECTION DISPENSER<br>30 L / 40 KG  | –         | –                           | –                 | –         | Available | –         |
| 5. SIDE-MOUNTED HYDRAULICALLY OPERATING ROTARY BRUSH                                   | Available | Available                   | Available         | –         | Available | Available |
| 6. HEIGHT BRUSH ADJUSTER<br>Parallelogram  | Available | Available                   | Available         | –         | Available | Available |
| 7. EXTRA MIXER FOR CHOPPED STRAW<br>To prevent bridging                                | –         | Available                   | Available         | –         | Available | –         |
| 8. FRONT TOOL MOUNTING ADAPTOR/A-FRAME   | Included  | –                           | –                 | –         | Available | Available |
| 9. FEEDTURNER<br>110 cm<br>For blending & pushing up the feed                          | Available | –                           | –                 | –         | Available | Available |
| 10. MANURE SCRAPER<br>104 cm   | Available | Included                    | Included          | Available | –         | –         |
| 11. MANURE SCRAPER<br>145 cm   | Available | –                           | –                 | –         | –         | –         |
| 12. HYDRAULIC MANURE SCRAPER<br>120 cm   | –         | –                           | –                 | –         | Available | Available |
| 13. DOUBLE BRUSH<br>2 x 65 cm diameter<br>For easy cleaning & sweeping of feeding area | Available | –                           | –                 | –         | Available | Available |
| 14. LED LIGHT  | Included  | Available                   | Available         | –         | Included  | Included  |
| 15. CYCLONE FILTER   | Available | Available                   | Available         | Available | Available | Available |
| 16. PUNCTURE PROOF SILICONE-FILLED WHEELS  | Available | Available                   | Available         | Available | Available | Available |
| 17. AUGER FOR FEEDING TOP PIECE  | –         | –                           | –                 | Available | –         | –         |
| 18. HOPPER COVER   | –         | Available                   | Available         | Available | –         | –         |
| 19. HYDRAULIC SCRAPER<br>120 cm  | –         | –                           | –                 | Available | –         | –         |
| 20. POWER STEERING   | –         | –                           | –                 | –         | Available | Available |
| 21. WHEEL PROTECTION   | Available | –                           | –                 | –         | –         | –         |
| 22. HYDRAULIC CHUTE  | –         | –                           | –                 | Available | –         | –         |



# SPECIFICATIONS

|                        | PROMAX  | SUPER   | FRONTLOAD      | MULTILOAD   | SELFLOAD  | POWERLEAD   |
|------------------------|---|---|----------------|---|---|---|
| WIDTH                  | 1 m   | 1 m   | 1 m            | 1,1 m   | 1,2 m   | 1,2 m   |
| LENGTH                 | 1,4 m   | 2,4 m   | 2,4 m          | 2,5 m   | 2,7 m   | 2,8 m   |
| HEIGHT                 | 1,3 m   | 1,3 m   | 1,3 m          | 1,5 m   | 1,7 m   | 1,7 m   |
| WEIGHT W. DIESELENGINE | 350 kg  | 500 kg  | 550 kg         | 600 kg  | 850 kg  | 900 kg  |
| WEIGHT W. EL-ENGINE    | 450 kg  | 600 kg  | 650 kg         | 700 kg  | –   | –   |
| TURNING DIAMETER       | 1,4 m   | 1,8 m   | 1,8 m          | 2,5 m   | 2,4 m   | 2,4 m   |
| GROUND CLEARANCE       | 17 cm   | 17 cm   | 17 cm          | 20 cm   | 15 cm   | 15 cm   |
| DRIVE                  | 1- or 3-wheel-drive   |   | 3-wheel-drive  |   |   |   |
| BEDDING MATERIAL       | Lime or disinfection powder                                     | Chopped straw (max 5-6 cm long), sawdust, wood shavings, waste paper, lime or disinfection powder |                | Green bedding (recycled manure solids), peat, lime, disinfection powder or a mix of chopped straw, lime and water | Chopped straw (max 5-6 cm long), sawdust, wood shavings, waste paper, lime or disinfection powder | Green bedding (recycled manure solids), peat, lime, disinfection powder or a mix of chopped straw, lime and water |
| LOADING                | Manual  |   | Self-loading   |   |   |   |
| HOPPER CAPACITY        | 20 L (0.02 m³)  | 500 L (0.5 m³)  | 600 L (0.6 m³) | 600 L (0.6 m³)  | 1000 L (1 m³)   | 1100 L (1.1 m³)   |
| OVERCASE               | 10 L (0.01 m³)  | 200 L (0.2 m³)  | 200 L (0.2 m³) | –   |   |   |
| SCRAPER WIDTH          | 1 - 1,4 m   | 1 m   | 1 m            | 1 m   | 1,3 m   | 1,3 m   |
| BRUSH DIAMETER         | 65, 75 & 85 cm.   |   |                |   |   |   |
| SPREADING DISTANCE     | Up to 1 m   | Up to 2 m   |                |   |   |   |
| ENGINE                 | Diesel HATZ<br>Air-cooled<br>1 cylinder<br>10 engine horsepower |   |                | Diesel KUBOTA<br>Water-cooled<br>2 cylinders<br>13 engine horsepower  |   |   |
| SPEED                  | 8 km/h  |   |                | 12 km/h   |   |   |
| FUEL TANK              | 5 l   |   |                | 15 l  |   |   |
| SOUND LEVEL            | 96 db   |   |                | 88 db   |   |   |
| ELECTRIC ENGINE        | 4 KW  |   |                | –   |   |   |
| BATTERY - LITHIUM      | 4x 12v 120 amp  |   |                | –   |   |   |
| OPERATING TIME         | 60 min  |   |                | –   |   |   |
| SOUND LEVEL            | 61 db   |   |                | –   |   |   |
| SPEED                  | 10 km/h   |   |                | –   |   |   |



**BOBMAN**  
MADE BY JYDELAND

Available with Diesel engine and Electric engine

Photos, technical specifications and design are for informational purposes only. We reserve the right to make changes without prior notification.  
Copyright © 2019-2022 Jydeland





“  
Fast and  
maneuverable

## MILKBUS



Also  
available as  
electric

– Our new BOBMAN MILKBUS has been designed and developed for large veal and dairy herds to assist with feeding milk to small calves.

BOBMAN MILKBUS is based on a load-bearing construction and technology from BOBMAN manufactured in Jutland. It is equipped with a powerful electric motor with traction on the 2 load-bearing wheels. The insulated tank, the dosing equipment and the pasteurization/heat control is from JH Agro/Mosegaarden.

With a BOBMAN Milkbus, you can be sure that the dosage control feeds the right amount of milk. A BOBMAN Milkbus is made in 2 sizes, 500 liters and 1000 liters, but can also be supplied with a powder mixer, pasteurization/heat or both. At the same time, the BOBMAN Milkbus is very easy to get around the farm with, but also easy to get on and off,

as farmers must be able to get on and off their machine quickly.

The dosage control is operated via a display, where you set the desired feeding amount, then feeding is done using the push button on the feeding handle directly into the feed trough. The pasteurization/heating process and dispensed milk temperature are also set (optional equipment) in the same display.

The BOBMAN Milkbus is a maneuverable machine that greatly simplifies work on the individual farm, it is fast and transports large quantities of milk to the calves. It is quiet and therefore does not scare the calves away from the feed trough. The insulated milk tank keeps the milk warm even for the last calf in the row. The insulation will also significantly reduce the energy consumption for pasteurization, as the heat loss is minimal.

## SPECIFICATIONS

| WHEEL DRIVE | 500L | 1000L |
|-------------|------|-------|
| 2WD         | X    | X     |

| ELECTRIC          | 500L           | 1000L          |
|-------------------|----------------|----------------|
| Battery - Lithium | 2x 24v 130 amp | 4x 12v 130 amp |
| Engine            | 2,2 KW         | 5,2 KW         |
| Voltage           | 48 V           | 48 V           |
| Ampere            | 260 Ah         | 520 Ah         |
| Watt hour         | 3072 Wh        | 6144 Wh        |
| Operating time    | 180 min        | 180 min        |
| Speed             | 12 km/h        | 8 km/h         |
| Noise level       | 48 db          | 48 db          |

| OTHER            | 500L   | 1000L  |
|------------------|--------|--------|
| Tank volume      | 500 L  | 1000 L |
| Width            | 1,3 m  | 1,3 m  |
| Length           | 2,3 m  | 2,3 m  |
| Higth            | 1,4 m  | 1,4 m  |
| Weigth           | 570 kg | 620 kg |
| Turning diameter | 1,8 m  | 1,8 m  |
| Ground clearance | 17 cm  | 17 cm  |










# GLOBAL DEALER NETWORK & SUPPORT

If you're looking to make livestock farming more efficient then our range of BOBMAN bedding machines will help you to do just that!

Find the closest BOBMAN dealer and service provider in your country at [www.bobman.com](http://www.bobman.com)

For more information about any of these machines please do not hesitate to get in contact with us by calling **(+45) 86 36 33 00**

You can also contact our sales team by [jydeland@jydeland.dk](mailto:jydeland@jydeland.dk)

-  Bobman
-  bobman.jydeland
-  BOBMAN
-  BOBMAN
-  bobman.official







**BOBMAN<sup>®</sup>**  
MADE BY JYDELAND

**Jydeland Maskinfabrik A/S**

Drammelstrupvej 2  
8400 Ebeltoft  
Danmark

Tel: (+45) 86 36 33 00  
[www.bobman.com](http://www.bobman.com)  
[jydeland@jydeland.dk](mailto:jydeland@jydeland.dk)



**Sale and Demonstration:**