


 DANISH QUALITY

BOBMAN[®]

MADE BY JYDELAND

English



LIVESTOCK
EQUIPMENT



03 **SUPER**
Quick and effective bedding spreader



04 **FRONTLOAD**
Quick self-loading bedding spreader



05 **MULTILOAD**
Ideal for heavy bedding types and small feed mixtures



06 **PROMAX**
Small and efficient tool carrier



07 **MADMAX**
Large tool carrier, perfect for feed pushing



08 **SELFLOAD**
Large bedding machine for light bedding types



09 **POWERLEAD**
Large bedding machine for coarse bedding types



10 **COMFORT**
Large machine for heavy bedding and mixing



11 **COBRA**
Perfect electric platform for transport

Scan the QR code and read more about the machine
bobman.com



SUPER

Quick and effective bedding spreader

Bobman Super is a cost-effective and reliable bedding machine, ideal for users working with packaged bedding, as it does not have a self-loading function.


It comes standard with a scraper and can be equipped with a hydraulic scraper, brush, and disinfection box as optional extras.

Suitable for sawdust, chopped straw (2–3 cm), and lime. Available with diesel or electric motor and delivered with three-wheel drive (3WD).

	Diesel	Electro
Engine	Hatz B40	4KW
Horsepower	10 hp	6 hp
Operating time	4 hours - 5L diesel	1,5 Hour
Batteries		2x24v 4kW Lithium
Charging cycles		3000 pcs.
Hopper volume	500L – 700L	
Spreading width	50 – 200cm	
Width	100cm	
Length	240cm	
Height	130cm	
Ground clearance	20cm	
Turning radius	130cm	
Wight	500kg	



Scan the QR code
and read more about
the machine
bobman.com



FRONTLOAD

Quick self-loading bedding spreader

Bobman Frontload is a cost-effective and reliable bedding machine, ideal for handling loose bedding as it can load material by itself.

It comes standard with a scraper and can be equipped with a hydraulic scraper, brush, and disinfection box as optional extras.


Suitable for sawdust, chopped straw (2–3 cm), and lime. Available with diesel or electric motor and delivered with three-wheel drive (3WD).



	Diesel	Electro
Engine	Hatz B40	4KW
Horsepower	10 hp	6 hp
Operating time	4 hours - 5L diesel	1 Hour
Batteries		2x24v 4kW Lithium
Charging cycles		3000 pcs.
Hopper volume	600L – 750L	
Spreading width	50 – 200cm	
Width	100cm	
Length	240cm	
Height	130cm	
Ground clearance	20cm	
Turning radius	130cm	
Wight	550kg	



Scan the QR code
and read more about
the machine
bobman.com



MULTILOAD

Ideal for heavy bedding types and small feed mixtures

Bobman Multiload is ideal for handling loose bedding and can load the material itself.

It is well suited for heavy bedding types such as straw, lime, and water mixtures, and can also be used for manure fiber. Additionally, it can mix both bedding and feed.

The machine is available with either a diesel or electric motor and comes with three-wheel drive (3WD).



	Diesel	Electro
Engine	Hatz B40	4,5KW
Horsepower	10 hp	7 hp
Operating time	4 hours - 5L diesel	1 Hour
Batteries		2x24v 4kW Lithium
Charging cycles		3000 pcs.
Hopper volume	750L	
Spreading width	10 – 200cm	
Width	110cm	
Length	250cm	
Height	150cm	
Ground clearance	20cm	
Turning radius	160cm	
Wight	600kg	



Scan the QR code
and read more about
the machine
bobman.com



PROMAX

Small and efficient tool carrier


Bobman Promax is a compact and flexible tool carrier, only 100 cm wide, capable of turning 360 degrees.

The machine is available with either a diesel or electric motor and can be equipped with over 10 different attachments, making it versatile and efficient for a wide range of tasks.

	Diesel	Electro
Engine	Hatz B40	4KW
Horsepower	10 hp	6 hp
Operating time	4 hours - 5L diesel	1 Hour
Batteries		2x24v 4kW Lithium
Charging cycles		3000 pcs.
Hopper volume	10L – 20L	
Spreading width	10 – 80cm	
A-lift arm	25cm	
Width	100cm	
Length	140cm	
Height	120cm	
Ground clearance	20cm	
Turning radius	110cm	
Wight	350kg	



Scan the QR code
and read more about
the machine
bobman.com



MADMAX

Large tool carrier, perfect for feed pushing

Bobman Madmax is the big brother to Bobman Promax and is equipped with a powerful 2-cylinder water-cooled Kubota engine and hydrostatic drive, providing extra strength and performance.

The robust engine makes it easy to push large amounts of feed, making Madmax ideal for heavy and demanding work.



	Diesel
Engine	Kubota 2-cylinder water-cooled
Horsepower	13 hp
Operating time	8 hours – 15L Diesel
A-lift arm	20cm
Width	115cm
Length	180cm
Height	130cm
Ground clearance	15cm
Turning radius	120cm
Wight	450kg





SELFLOAD

Large bedding machine for
light bedding types

Bobman Selfload is the big brother to Bobman Frontload and is equipped with a more powerful engine, power steering, and increased comfort.

It is ideal for handling sawdust and chopped straw and is available with either a diesel engine or two new, powerful electric motors.

	Diesel	Electro
Engine	Kubota 2-cylinder water-cooled	4,5KW drive 2,2kW pump
Horsepower	13 hp	7 hp drive 3hp pump
Operating time	12 hours - 25L diesel	1,5 Hour
Batteries		4x24v 8KW Lithium
Charging cycles		3000 pcs.
Hopper volume	1000L	
Spreading width	100 – 200cm	
Width	130cm	
Length	280cm	
Height	179cm	
Ground clearance	27cm	
Turning radius	180cm	
Wight	950kg	



POWERLEAD

Large bedding machine for coarse
bedding types

Bobman Powerlead is based on the same design as Bobman Selfload but is equipped with a conveyor belt in the bedding box that efficiently distributes the material.

It is ideal for handling chopped straw, lime, compost, and manure fiber, and can easily spread large amounts of bedding in a short time.

	Diesel
Engine	Kubota 2-cylinder water-cooled
Horsepower	13 hp
Operating time	12 hours - 25L diesel
Hopper volume	900L
Spreading width	100 – 200cm
Width	130cm
Length	280cm
Height	179cm
Ground clearance	27cm
Turning radius	180cm
Wight	950kg



Scan the QR code
and read more about
the machine
bobman.com



COMFORT

Large machine for heavy bedding and mixing

Bobman Comfort is based on the same design as Bobman Selfload but is equipped with two vertical augers in the bedding box and a large horizontally positioned blower.

This setup allows it to handle and distribute heavy materials efficiently.

The machine is particularly suitable for chopped straw and large amounts of lime but can also be used for many other types of bedding.

Diesel	
Engine	Kubota 2-cylinder water-cooled
Horsepower	13 hp
Operating time	12 hours - 25L diesel
Hopper volume	900L
Spreading width	100 – 200cm
Width	130cm
Length	280cm
Height	179cm
Ground clearance	27cm
Turning radius	180cm
Wight	950kg



Scan the QR code
and read more about
the machine
bobman.com



COBRA

Perfect electric platform for transport

Bobman Cobra is available in two electric versions with load capacities of 750 kg and 1300 kg.

The machine is often used as a base for mounting a milk tank on the platform or for transporting various materials.

It has a low build and is only 120 cm wide, providing a low center of gravity and excellent stability during operation. Additionally, it can rotate 360 degrees, making it highly maneuverable in confined spaces.

Electro	
Engine	2,2KW drive 5,5KW drive
Horsepower	3 hp drive 7,5 hp drive
Operating time	3 Hour
Batteries	2x24v 3-4KW Lithium
Charging cycles	3000 pcs.
Platform size	W=120 L=140cm
Load capacity	750 – 1300kg
Width	120cm
Length	240cm
Height	130cm
Ground clearance	15cm
Turning radius	170cm
Wight	300kg



Dealer:

Jydeland Maskinfabrik A/S

Drammelstrupvej 2
8400 Ebeltoft
Denmark

Tel: (+45) 86 36 33 00
www.bobman.com
jydeland@jydeland.dk



BOBMAN
MADE BY JYDELAND

Terms and conditions

We reserve the right to correct misprints. Photos, technical specifications, and design are for informational purposes only. We reserve the right to make changes without prior notification.

Copyright © 2019-2025 Jydeland